



# PROPER MANAGEMENT OF E-CIGARETTE WASTE FOR UTAH SCHOOLS

Utah law requires schools to confiscate and properly dispose of electronic cigarette products. Electronic cigarettes contain liquid nicotine or nicotine residue and may contain lithium batteries. Nicotine and lithium ion batteries are hazardous wastes that must be disposed of properly.



**LIQUID NICOTINE  
CANNOT GO  
DOWN THE DRAIN**

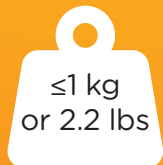


**CARTRIDGES OR PODS,  
USED OR UNUSED, CANNOT BE  
THROWN IN THE GARBAGE**

Based on the amount of confiscated electronic cigarette products (liquid nicotine, cartridges, pods and empty containers that held nicotine liquids), your school will be classified under state and federal law as either:

## VERY SMALL QUANTITY GENERATOR (VSQG)

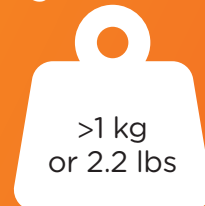
generates



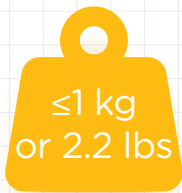
per month

## LARGE QUANTITY GENERATOR (LQG)

generates



per month



## VERY SMALL QUANTITY GENERATOR (VSQG) REQUIREMENTS


- Determine if the waste is hazardous.
- Ensure delivery of the hazardous waste to an offsite treatment or disposal facility permitted to manage hazardous waste, municipal or industrial waste, or a facility that recycles nicotine waste.
- Do not accumulate more than 1 kg (2.2 lbs) of e-cigarette products at any time.



## LARGE QUANTITY GENERATOR (LQG) REQUIREMENTS

- Notify the Utah Division of Waste Management and Radiation Control of your hazardous waste activity and obtain an EPA identification number by contacting Kaci McNeill, 801-536-0228 or [kmcneill1@utah.gov](mailto:kmcneill1@utah.gov).
- Maintain an internal communication or alarm system, telephone or two-way radio, and fire, spill control and decontamination equipment.
- Prepare and maintain a written hazardous waste contingency plan.
- Make arrangements with local police, fire, hospitals, and other emergency response organizations and familiarize them with your facility.
- Train all employees involved in hazardous waste management on their hazardous waste management duties and emergency response protocols.
- Store nicotine waste in labeled/marked storage containers that are in good condition.
- Store containers so that they do not rupture or leak and ensure that they remain closed except when adding or removing hazardous waste.
- Inspect hazardous waste containers weekly.
- Ship hazardous waste on a uniform hazardous waste manifest to a Resource Conservation and Recovery Act (RCRA) permitted hazardous waste treatment, storage, disposal facility (TSDF) within 90 days of reaching the 1kg (2.2 lbs) limit.
- In even-numbered years, submit RCRA Subtitle C forms for the previous year by March 1. Forms can be submitted electronically using the RCRAInfo Industry Application, or emailing signed forms to [dwmrcsubmit@utah.gov](mailto:dwmrcsubmit@utah.gov).

# ANATOMY OF AN E-CIGARETTE



## THE CARTRIDGE

This holds the e-liquid (substance). It comes prefilled or refillable. It is usually combined with an atomizer as one unit.

## THE ATOMIZER

A coil that is a heating element which converts e-liquid to tiny airborne droplets (aerosol).

## THE SENSORS

E-cigarettes without a power button will turn on when the user inhales through it. E-cigarettes with or without a power button require sensors to turn on.

## THE BATTERY

A rechargeable lithium ion battery, which provides enough current to heat the atomizer to 400 degrees Fahrenheit in seconds.

**Both VSQGs and LQGs should manage lithium ion batteries either as hazardous waste, like nicotine waste, or send them to a universal waste handler or destination facility.**



Universal waste batteries can only be accumulated for up to a year, so be sure to keep track of when the batteries began accumulating by marking the start date on the container.

If batteries are damaged or leaking, put them in a container with a lid that can be securely closed. Label the container "Universal waste batteries," "Waste batteries," or "Used batteries."

# HANDLING E-CIGARETTE WASTE

- \* Keep a spill kit stocked with binders (sand/diatomaceous, earth/sawdust) and gloves nearby.
- \* Have a Safety Data Sheet for e-liquids available (this can be found via an internet search).
- \* Using gloves, place the e-liquids, cartridges, and pods in a container that is in good condition and has a lid that can be securely closed. Label the container with the words “Hazardous Waste Nicotine,” and “Danger - Toxic in contact with skin.”
- \* Keep a log of the amount of waste as it is collected, and make arrangements with a transporter and disposal company to pick up the waste BEFORE you accumulate the max limit (e.g. 1 kg for VSQG).
- \* Store lithium ion batteries away from heat and direct sunlight. Prevent terminals from touching by storing each battery in a plastic bag or by covering the terminals.
- \* Place damaged lithium ion batteries in a plastic bag and then place the bag in an inert material like sand. Lithium ion batteries that have an odor, are discolored, deformed, bulging, or swollen are damaged and have the potential to catch fire when they absorb moisture.

*HB 58 passed during the 2020 Utah General Session, created Utah Code 53G-8-203(3)(b)(iii), requiring Utah's local education authorities to "require a school administrator or school administrator's designee to dispose of or destroy a confiscated electronic cigarette product" and 53G-8-508(2), requiring "An LEA shall dispose of or destroy seized electronic cigarette products in accordance with the LEA's policies adopted under Subsection 53G-8-203(3)."*

## QUESTIONS?

Utah Division of Waste Management & Radiation Control

Judy Moran

Deborah Ng

(801) 536-0200

(801) 536-0255, [jmoran@utah.gov](mailto:jmoran@utah.gov)

(801) 536-0218, [dng@utah.gov](mailto:dng@utah.gov)

Contact us to request a Compliance Assistance Visit