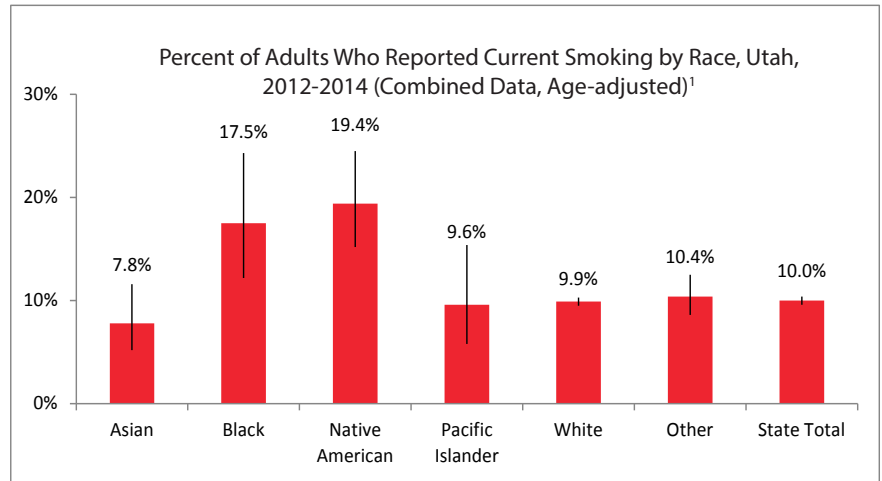


Smoking by Race, Ethnicity, and Sexual Orientation

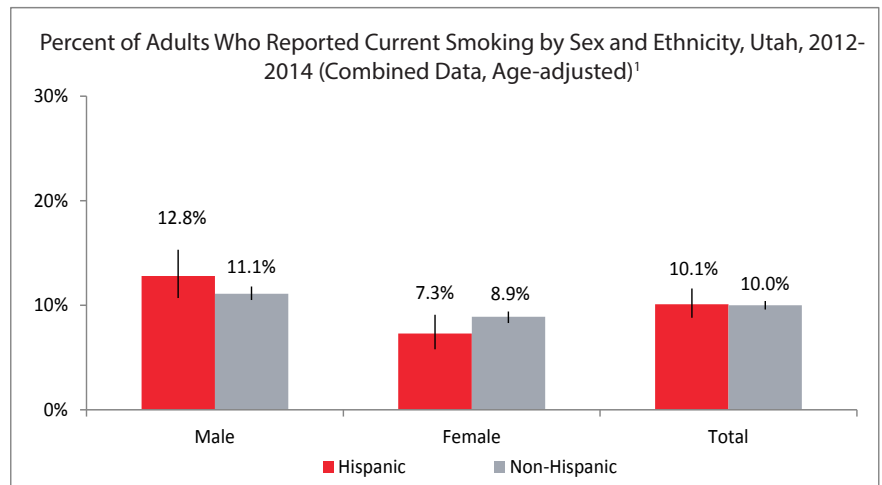
Smoking by Race

The Utah adult cigarette smoking rates by race ranged from 7.8% for Asians to 19.4% for Native Americans. Smoking rates among Native Americans and African Americans/Blacks were significantly higher than the state average.¹



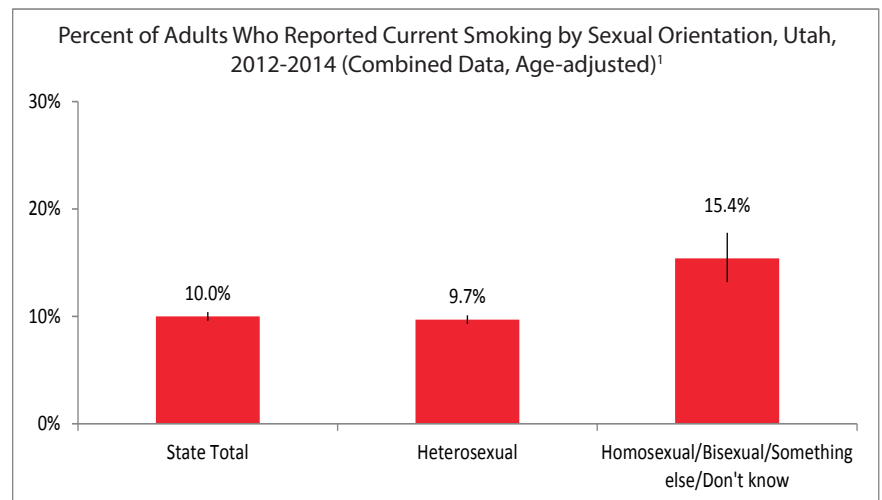
Smoking by Ethnicity

In Utah, the cigarette smoking rate among Hispanic men decreased from 13.9% for combined years 2011-2013 to 12.8% for combined years 2012-2014. The difference between Hispanic and non-Hispanic males is no longer significant. The smoking rates were also comparable for females.¹



Smoking by Sexual Orientation

Following national trends, the cigarette smoking rate for Utahns who identify as gay, lesbian, or bisexual is significantly higher than the state average.¹ Targeted tobacco industry marketing may be associated with this disparity.



Reference

¹Utah Department of Health. Behavioral Risk Factor Surveillance System (BRFSS) 2012-2014. Salt Lake City: Utah Department of Health, Center for Health Data.